



LED T8 Type B (Cool White, Direct Wire)

Serial Number	7050007
Color Temp	4000
Wattage	15
Voltage	120 - 277V
Lumen	2000-2200
Series	T8 LED
Lenght	100 cm
Beam Angle	340°
Warranty	10 - Year
Hours Lifespan	100.000
Protection Class	>Ra 80
Diameter	27cm
Material	Glass

ABOUT OUR COMPANY

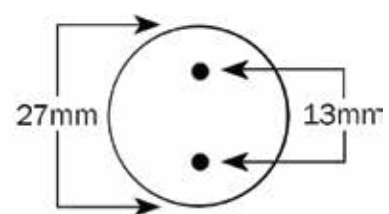
We have extensive experience in the light source industry. Along with an accomplished team full of resources and passion. Making each customer glow at a time, striving to make the world brighter. Flexible and specialized in contrast areas of knowledge. This puts us in an excellent position to expand our reach and tap more into the emerging LED market, and become incorporated in America.

As an LED manufacturer originating from Berlin, Germany, we decided to use our wealth of expertise and experience in developing innovative solutions, for a wide range of industries. Commercial and Residential.

Implementing our technical, organization, and customer knowledge, in order to influence customers and assist them in applying premium products. Providing immediate professional services, but yet still....humanitarian.

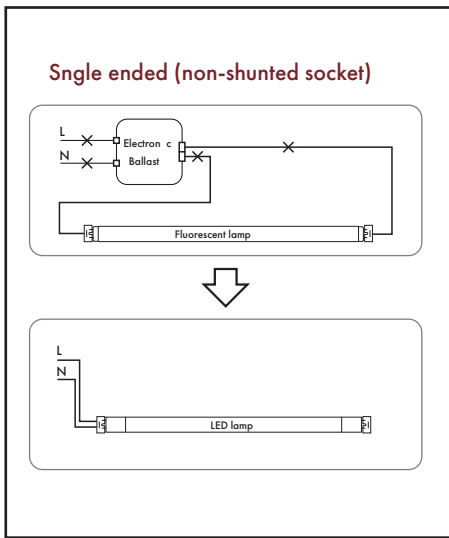
LED LAMPS OUTPERFORM FLUORESCENT LAMPS IN NUMEROUS WAYS

MasterPro LEDs do not contain mercury. MasterPro LEDs have various Design Flexibility. MasterPro LED lights are up to 80% more efficient. MasterPro LED lights convert 95% of their energy into light and only 5% is wasted as heat.

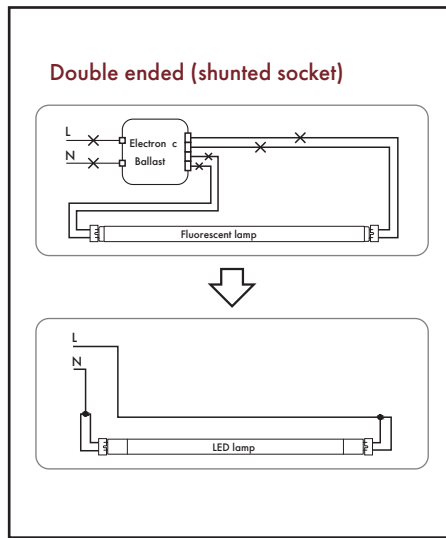


Surface Mount Kit Dimension

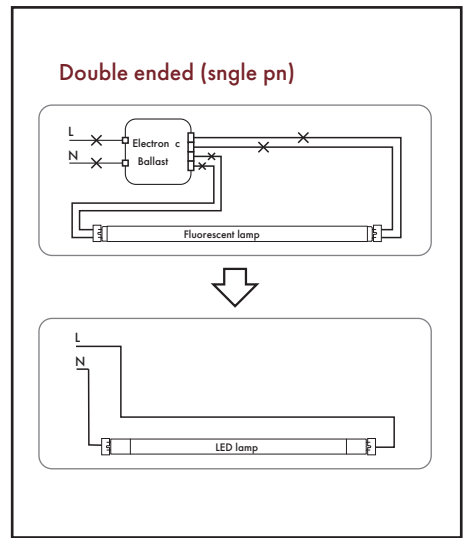
Wiring method - I



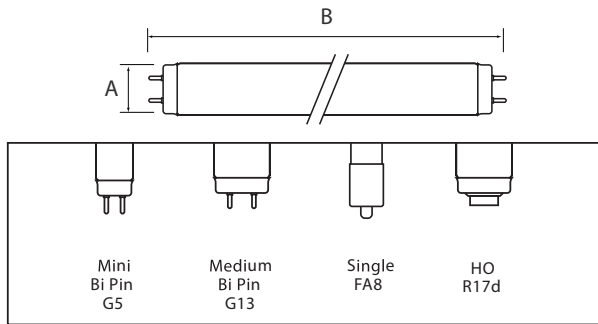
Wiring method - II



Wiring method - III



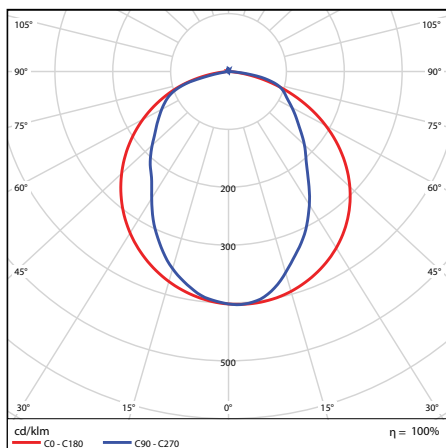
DIMENSIONS



Style	Type	A (Diameter)	B (Length)	Weight (lbs)
T5	4-ft	0.63" (15.87mm)	48" (1219.2mm)	0.45
T8	2-ft	1.00" (25.4mm)	24" (609.6mm)	0.50
T8	3-ft	1.00" (25.4mm)	36" (914.4mm)	0.65
T8	4-ft	1.00" (25.4mm)	48" (1219.2mm)	0.80
T8 (FA8)	8-ft	1.00" (25.4mm)	96" (2438.4mm)	1.50
T8 (R17d)	8-ft	1.00" (25.4mm)	96" (2438.4mm)	1.50

PHOTOMETRICS CHART

25W T5 (4-ft) DLC Standard

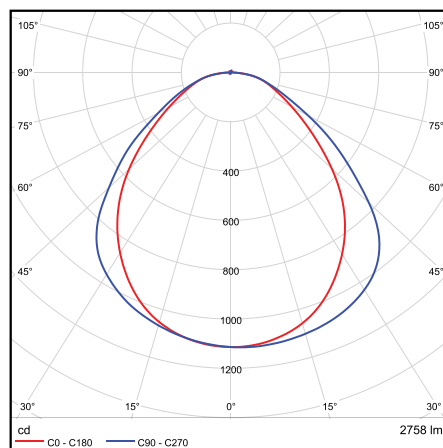


Illuminance at a Distance

Center Beam fc	Beam Width	
2.5ft	815 fc	7.7 ft 4.5 ft
5.0ft	204 fc	15.4 ft 8.9 ft
7.5ft	90.6 fc	23.2 ft 13.4 ft
10.0ft	50.9 fc	30.9 ft 17.9 ft
12.5ft	32.6 fc	38.6 ft 22.3 ft
15.0ft	22.6 fc	46.3 ft 26.8 ft

■ Vert. Spread: 114.2°
■ Horiz. Spread: 83.6°

9W T8 (2-ft) DLC Standard

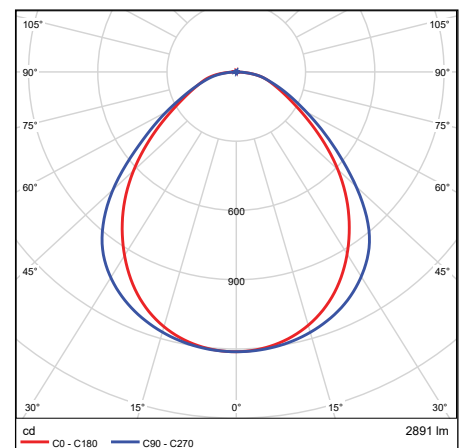


Illuminance at a Distance

Center Beam fc	Beam Width	
2.5ft	178 fc	5.4 ft 6.5 ft
5.0ft	44.5 fc	10.7 ft 13.1 ft
7.5ft	19.8 fc	16.1 ft 19.6 ft
10.0ft	11.1 fc	21.4 ft 26.1 ft
12.5ft	7.13 fc	26.8 ft 32.7 ft
15.0ft	4.95 fc	32.2 ft 39.2 ft

■ Vert. Spread: 94.0°
■ Horiz. Spread: 105.2°

15W T8 (4-ft) DLC Standard



Illuminance at a Distance

Center Beam fc	Beam Width	
2.5ft	197 fc	5.5 ft 6.3 ft
5.0ft	49.3 fc	11.0 ft 12.7 ft
7.5ft	21.9 fc	16.5 ft 19.0 ft
10.0ft	12.3 fc	22.0 ft 25.3 ft
12.5ft	7.88 fc	27.5 ft 31.7 ft
15.0ft	5.47 fc	33.0 ft 38.0 ft

■ Vert. Spread: 95.5°
■ Horiz. Spread: 103.4°